

# CERTIFICATE OF ANALYSIS

**PRODUCT NAME:** Full Spectrum Nano CBD Softgels  
**PRODUCT STRENGTH:** 25mg CBD  
**TINCTURE BATCH:** 250612A  
**BEST BY DATE:** 6/30/26  
**HEMP EXTRACT LOT:** 24060104

### Physical Attributes

Test	Method	Specification	Results
Color	Internal	Golden to Amber	PASS
Odor	Internal	No odor	PASS
Appearance	Internal	Dry, ovoid softgel capsules in container with lid and shrink-band	PASS
Primary Package Eval.	Internal	Container clean and free of filth. Container caps tight and shrink bands intact	PASS
Secondary Package Eval.	Internal	Labeling Compliance Checked, Cartons sturdy and clean. Sufficient cushion material exists. Box taped and secure.	PASS

### Review of Third-Party Analysis

Panel	Method	Specification	Results*	Pass/Fail
<b>Potency - Total CBD</b>	HPLC-UV DAD	*NLT 25mg / softgel	<b>27mg</b>	PASS
<b>Potency - D9-THC</b>	HPLC-UV DAD	<0.3% (full spectrum)	<b>0.6mg</b>	PASS
<b>Expanded Pesticide Panel</b>	HPLC-QQQ	LOQ: Complies with CDPHE 6 CCR 1010-21 Industrial Hemp Extract	<b>Below LOQ</b>	PASS
<b>Microbial</b> Escherichia coli (STEC)	PCR	Complies with CDPHE 6 CCR 1010-21 - LOQ 1 CFU/25 gram	<b>Absent</b>	PASS
<b>Microbial</b> Salmonella	PCR	Complies with CDPHE 6 CCR 1010-21 - LOQ 1 CFU/25 gram	<b>Absent</b>	PASS
<b>Microbial</b> Yeast and Mold	Culture Plating	Complies with CDPHE 6 CCR 1010-21 - LOQ 10 <sup>2</sup> CFU/gram	<b>Below LOQ</b>	PASS
<b>Microbial</b> Total Coliforms*	Culture Plating	Complies with CDPHE 6 CCR 1010-21 - LOQ 10 <sup>2</sup> CFU/gram	<b>Below LOQ</b>	PASS
<b>Microbial</b> Total Aerobic Count*	Culture Plating	Complies with CDPHE 6 CCR 1010-21 - LOQ 10 <sup>3</sup> CFU/gram	<b>Below LOQ</b>	PASS
<b>Heavy Metals Panel</b>	ICP-MS	Arsenic (As): ≤1.5 ppm Cadmium (Cd): ≤0.5 ppm Lead (Pb): ≤0.5 ppm Mercury (Hg): ≤1.5 ppm	<b>Below LOQ</b>	PASS
<b>Mycotoxins</b>	ICP-MS	Total Aflatoxins <20 ppb† Aflatoxin B1 < 5 ppb Ochratoxin < 5ppb	<b>Below LOQ</b>	PASS
<b>Residual Solvents</b>	GC-HS-MSD	LOQ: Complies with CDPHE 6 CCR 1010-21 Industrial Hemp Extract	<b>Below LOQ</b>	PASS

\*Level of Quantitation, † Parts Per Million ‡ Part Per Billion  
 CFU/g=Colony Forming Units per Gram  
 \*Nothing Less Than  
 10<sup>2</sup>=100 CFU  
 10<sup>3</sup>=1,000 CFU

Quality Certified

Name



6/27/2025

Date

**Full Spectrum 25 mg CBD Softgels**


Batch ID or Lot Number: <b>250612A</b>	Test, Test ID and Methods: Various	Matrix: Finished Product	Page 3 of 5
Reported: <b>14Jun2024</b>	Started: 13Jun2024	Received: 12Jun2024	


**Cannabinoids - Colorado Compliance**

Test ID: T000283546  
Methods: TM14 (HPLC-DAD): Potency – Standard

Cannabinoid Analysis	LOD (mg)	LOQ (mg)	Result (mg)	Result (mg/g)	Notes
Cannabichromene (CBC)	0.040	0.152	0.626	1.04	# of Servings = 1 Sample Weight=0.602g
Cannabichromenic Acid (CBCA)	0.037	0.139	ND	ND	
Cannabidiol (CBD)	0.147	0.404	27.122	45.07	
Cannabidiolic Acid (CBDA)	0.151	0.415	ND	ND	
Cannabidivarin (CBDV)	0.035	0.096	<LOQ	<LOQ	
Cannabidivarinic Acid (CBDVA)	0.063	0.173	ND	ND	
Cannabigerol (CBG)	0.023	0.086	0.731	1.21	
Cannabigerolic Acid (CBGA)	0.096	0.360	ND	ND	
Cannabinol (CBN)	0.030	0.112	<LOQ	<LOQ	
Cannabinolic Acid (CBNA)	0.065	0.245	ND	ND	
Delta 8-Tetrahydrocannabinol (Delta 8-THC)	0.114	0.429	ND	ND	
Delta 9-Tetrahydrocannabinol (Delta 9-THC)	0.104	0.389	0.602	1.00	
Delta 9-Tetrahydrocannabinolic Acid (THCA-A)	0.092	0.345	ND	ND	
Tetrahydrocannabivarin (THCV)	0.021	0.078	ND	ND	
Tetrahydrocannabivarinic Acid (THCVA)	0.081	0.304	ND	ND	
<b>Total Cannabinoids</b>			<b>29.081</b>	<b>48.32</b>	
Total Potential THC			0.602	1.00	
Total Potential CBD			27.122	45.07	

**Final Approval**

  
Karen Winternheimer  
18Jun2024  
01:17:00 PM MDT  
PREPARED BY / DATE

  
Sam Smith  
18Jun2024  
01:19:00 PM MDT  
APPROVED BY / DATE

**Full Spectrum 25 mg CBD Softgels**

Batch ID or Lot Number: <b>250612A</b>	Test, Test ID and Methods: Various	Matrix: Finished Product	Page 1 of 5
Reported: <b>14Jun2024</b>	Started: 13Jun2024	Received: 12Jun2024	


**Pesticides**

Test ID: T000283547

Methods: TM17

(LC-QQ LC MS/MS)	Dynamic Range (ppb)	Result (ppb)		Dynamic Range (ppb)	Result (ppb)	
Abamectin	304 - 2709	ND		Malathion	292 - 2701	ND
Acephate	42 - 2773	ND		Metalaxyl	40 - 2735	ND
Acetamiprid	40 - 2733	ND		Methiocarb	40 - 2838	ND
Azoxystrobin	41 - 2736	ND		Methomyl	44 - 2762	ND
Bifenazate	37 - 2702	ND		MGK 264 1	166 - 1642	ND
Boscalid	30 - 2789	ND		MGK 264 2	105 - 1079	ND
Carbaryl	35 - 2742	ND		Myclobutanil	38 - 2769	ND
Carbofuran	44 - 2699	ND		Naled	39 - 2658	ND
Chlorantraniliprole	43 - 2637	ND		Oxamyl	42 - 2777	ND
Chlorpyrifos	51 - 2793	ND		Paclobutrazol	43 - 2688	ND
Clofentezine	272 - 2725	ND		Permethrin	269 - 2763	ND
Diazinon	288 - 2748	ND		Phosmet	38 - 2607	ND
Dichlorvos	293 - 2789	ND		Prophos	282 - 2800	ND
Dimethoate	43 - 2741	ND		Propoxur	40 - 2707	ND
E-Fenpyroximate	280 - 2804	ND		Pyridaben	274 - 2792	ND
Etofenprox	41 - 2796	ND		Spinosad A	32 - 2113	ND
Etoxazole	266 - 2690	ND		Spinosad D	63 - 678	ND
Fenoxycarb	46 - 3510	ND		Spiromesifen	226 - 2779	ND
Fipronil	37 - 2722	ND		Spirotetramat	285 - 2752	ND
Flonicamid	32 - 2796	ND		Spiroxamine 1	16 - 1061	ND
Fludioxonil	293 - 2699	ND		Spiroxamine 2	21 - 1505	ND
Hexythiazox	28 - 2808	ND		Tebuconazole	276 - 2710	ND
Imazalil	297 - 2730	ND		Thiacloprid	43 - 2749	ND
Imidacloprid	43 - 2775	ND		Thiamethoxam	37 - 2790	ND
Kresoxim-methyl	34 - 2760	ND		Trifloxystrobin	41 - 2728	ND

**Final Approval**

  
 Sam Smith  
 14Jun2024  
 09:26:00 AM MDT  
 PREPARED BY / DATE

  
 Karen Winternheimer  
 14Jun2024  
 09:27:00 AM MDT  
 APPROVED BY / DATE

**Full Spectrum 25 mg CBD Softgels**


Batch ID or Lot Number: <b>250612A</b>	Test, Test ID and Methods: Various	Matrix: Finished Product	Page 4 of 5
Reported: <b>14Jun2024</b>	Started: 13Jun2024	Received: 12Jun2024	


**Residual Solvents -  
Colorado Compliance**

Test ID: T000283550  
Methods: TM04 (GC-MS): Residual

Solvents	Dynamic Range (ppm)	Result (ppm)	Notes
Propane	73 - 1456	ND	
Butanes (Isobutane, n-Butane)	147 - 2932	ND	
Methanol	57 - 1144	ND	
Pentane	77 - 1543	ND	
Ethanol	87 - 1733	ND	
Acetone	90 - 1790	ND	
Isopropyl Alcohol	96 - 1912	ND	
Hexane	6 - 111	ND	
Ethyl Acetate	93 - 1857	ND	
Benzene	0.2 - 3.7	ND	
Heptanes	85 - 1709	ND	
Toluene	17 - 335	ND	
Xylenes (m,p,o-Xylenes)	123 - 2463	ND	

**Final Approval**

  
 Karen Winternheimer  
 18Jun2024  
 10:14:00 AM MDT  
 PREPARED BY / DATE

  
 Sam Smith  
 18Jun2024  
 10:13:00 AM MDT  
 APPROVED BY / DATE

**Full Spectrum 25 mg CBD Softgels**


Batch ID or Lot Number: <b>250612A</b>	Test, Test ID and Methods: Various	Matrix: Finished Product	Page 5 of 5
Reported: <b>14Jun2024</b>	Started: 13Jun2024	Received: 12Jun2024	

**Mycotoxins - Colorado Compliance**

Test ID: T000283551  
Methods: TM18 (UHPLC-QQQ)

LCMS/MS): Mycotoxins	Dynamic Range (ppb)	Result (ppb)	Notes
Ochratoxin A	2.21 - 128.82	ND	N/A
Aflatoxin B1	0.95 - 32.49	ND	
Aflatoxin B2	1.04 - 32.14	ND	
Aflatoxin G1	0.98 - 32.21	ND	
Aflatoxin G2	1.14 - 32.52	ND	
Total Aflatoxins (B1, B2, G1, and G2)		ND	

**Final Approval**

  
Samantha Simola  
20Jun2024  
09:39:00 AM MDT  
PREPARED BY / DATE

  
Karen Winternheimer  
20Jun2024  
09:41:00 AM MDT  
APPROVED BY / DATE



<https://results.botanacor.com/api/v1/coas/uiid/ceba3e92-cf56-4e6d-9141-567038a76193>

**Definitions**  
LOD = Limit of Detection, ULOQ = Upper Limit of Quantitation, LLOQ = Lower Limit of Quantitation, PPB = Parts per Billion, % = % (w/w) = Percent (weight of analyte / weight of product). ND = None Detected (defined by dynamic range of the method). Total Potential Delta 9-THC or CBD is calculated to take into account the loss of a carboxyl group during decarboxylation step, using the following formulas: Total Potential Delta 9-THC = Delta 9-THC + (Delta 9-THCa \*(0.877)) and Total CBD = CBD + (CBDa \*(0.877)). Fail equates to a concentration level of Delta 9-THC, on a dry weight basis, higher than 0.3 percent + or - the measurement uncertainty. Total Potential THC is calculated using the following formulas to take into account the loss of a carboxyl group during decarboxylation step. Total THC = THC + (THCa \*(0.877)). ALOQ = Above Limit Of Quantitation (defined by dynamic range of the method), CFU/g = Colony Forming Units per Gram. Values recorded in scientific notation, a common microbial practice of expressing numbers that are too large to be conveniently written in decimal form. Examples: 10<sup>2</sup> = 100 CFU, 10<sup>3</sup> = 1,000 CFU, 10<sup>4</sup> = 10,000 CFU, 10<sup>5</sup> = 100,000 CFU.

Testing results are based solely upon the sample submitted to SC Laboratories, Inc., in the condition it was received. SC Laboratories, Inc., warrants that all analytical work is conducted professionally in accordance with all applicable standard laboratory practices using validated methods. Data was generated using an unbroken chain of comparison to NIST traceable Reference Standards and Certified Reference Materials. This report may not be reproduced, except in full, without the written approval of SC Laboratories, Inc. ISO/IEC 17025:2017 A2LA Cert #: 4329.02 Chemical; 4329.03 Biological. Some tests listed on this COA may not be within our scope of A2LA accreditation. Please visit [A2LA for more details](#).



Cert #4329.02  
ceba3e92cf564e6d9141567038a76193.1

**Full Spectrum 25 mg CBD Softgels**


Batch ID or Lot Number: <b>250612A</b>	Test, Test ID and Methods: Various	Matrix: Finished Product	Page 2 of 5
Reported: <b>14Jun2024</b>	Started: 13Jun2024	Received: 12Jun2024	


**Heavy Metals -  
Colorado Compliance**

Test ID: T000283549  
Methods: TM19 (ICP-MS): Heavy

Metals	Dynamic Range (ppm)	Result (ppm)	Notes
Arsenic	0.05 - 5.23	ND	
Cadmium	0.05 - 4.99	ND	
Mercury	0.05 - 4.86	ND	
Lead	0.05 - 4.89	ND	

**Final Approval**

  
Karen Winternheimer  
14Jun2024  
02:06:00 PM MDT  
PREPARED BY / DATE


  
Sam Smith  
14Jun2024  
02:38:00 PM MDT  
APPROVED BY / DATE


**Microbial  
Contaminants -  
Colorado Compliance**

Test ID: T000283548  
Methods: TM25 (qPCR) TM24, TM26,  
TM27 (Culture Plating): Microbial  
(Colorado Panel)

	Method	LOD	Quantitation Range	Result	Notes
STEC	TM25: PCR	10 <sup>0</sup> CFU/25g	NA	Absent	Free from visual mold, mildew, and foreign matter
Salmonella	TM25: PCR	10 <sup>0</sup> CFU/25g	NA	Absent	
Total Yeast and Mold*	TM24: Culture Plating	10 <sup>1</sup> CFU/g	1.0x10 <sup>2</sup> - 1.5x10 <sup>4</sup>	None Detected	
Total Aerobic Count*	TM26: Culture Plating	10 <sup>2</sup> CFU/g	1.0x10 <sup>3</sup> - 1.5x10 <sup>5</sup>	None Detected	
Total Coliforms*	TM27: Culture Plating	10 <sup>1</sup> CFU/g	1.0x10 <sup>2</sup> - 1.5x10 <sup>4</sup>	None Detected	

**Final Approval**

  
Brett Hudson  
17Jun2024  
03:08:00 PM MDT  
PREPARED BY / DATE

  
Brianne Maillot  
17Jun2024  
03:46:00 PM MDT  
APPROVED BY / DATE



## Microbiology Analysis

### PCR AND PLATING

Analysis conducted by polymerase chain reaction (PCR) and fluorescence detection of microbiological contaminants.

**Method:** QSP 1221 - Analysis of Microbiological Contaminants

Analysis conducted by 3M™ Petrifilm™ and plate counts of microbiological contaminants.

**Method:** QSP 6794 - Plating with 3M™ Petrifilm™

### MICROBIOLOGY TEST RESULTS (PCR) - 06/24/2025 ✔ PASS

COMPOUND	ACTION LIMIT	RESULT	RESULT
<i>Salmonella</i> spp.	Not Detected in 1g	ND	PASS
Shiga toxin-producing <i>Escherichia coli</i>	Not Detected in 1g	ND	PASS

### MICROBIOLOGY TEST RESULTS (PLATING) - 06/24/2025 ND

COMPOUND	RESULT (cfu/g)
Coliforms	ND
Total Aerobic Bacteria	ND
Total Yeast and Mold	ND